



PII SINGAPORE EXCHANGE

新加坡考察之旅

2023.6.22至 2023.6.27

東亞教育促進會
德信中學



Licence No.353152

匯盈通識教育交流中心
View Win Liberal Education Communication Center

Flat G, G/F., Hung Fuk Building,
68 Kam Ping Street, North Point, Hong Kong
香港北角錦屏街68號鴻福大廈地舖G室
Tel: 3580 8364 Fax: 3580 8374
Website: www.viewwinliberal.com.hk

聯絡人 : MR. TONY CHONG(莊先生)

公司電話 : 3580-1018 Fax : 3580-8374

手提電話 : 9493 -8483

說明會介紹

1. 集合時間
2. 注意事項
3. 酒店安排
4. 新加坡電子入境表

集合 地點 及 時間

- 集合時間：6月22日

- 上午 09:30

- 集合地點:

香港國際機場第一客運大樓

離境大堂 A區 (國泰航空辦理團體登機手續)

去程：香港 至 新加坡

日期：2023.6.22

航班：CX 2717

起飛：1130

到達：1525

回程：新加坡 至 香港

日期：2023.06.27

航班：CX716

起飛：1800

到達：2210

Metropolitan YMCA

地址：60 Stevens Rd, Singapore 257854

電話：+65 6839 8333



須知

學生所需證件：

- 身份證
- 護照BNO/SAR/簽證身份書
- 學生證



新加坡電子入境表教學


在手機下載SG ARRIVAL CARD

- 2022開始，新加坡入境改採線上填寫電子入境卡 SG Arrival Card，將原來的白色入境表格替換成這樣的電子格式，他可以透過網頁填寫以及ICA APP兩種填寫的方式
- 免費取得，立即產生入境卡，可以使用APP或者網頁版本填寫，目前入境卡沒有紙本了，一定要用電子填寫，沒填寫到現場還是要補填
- 入境前72小時才能填寫表格，抵達現場也可以填
- 填寫全部都用英文填寫
- 住宿地址準備好：需要有飯店名稱，
- 請注意，避免送出後修改資訊，雖然系統可以這樣改，但是會被請去被移民官員詢問修改資料的原因，傑西會知道是因為我改過，然後就被請走了。
- 申請之後不需要印出，通關的時候也不需要提供條碼給官員，系統會自動連線，給護照就好。可以多人使用團體一起填寫。



ICA

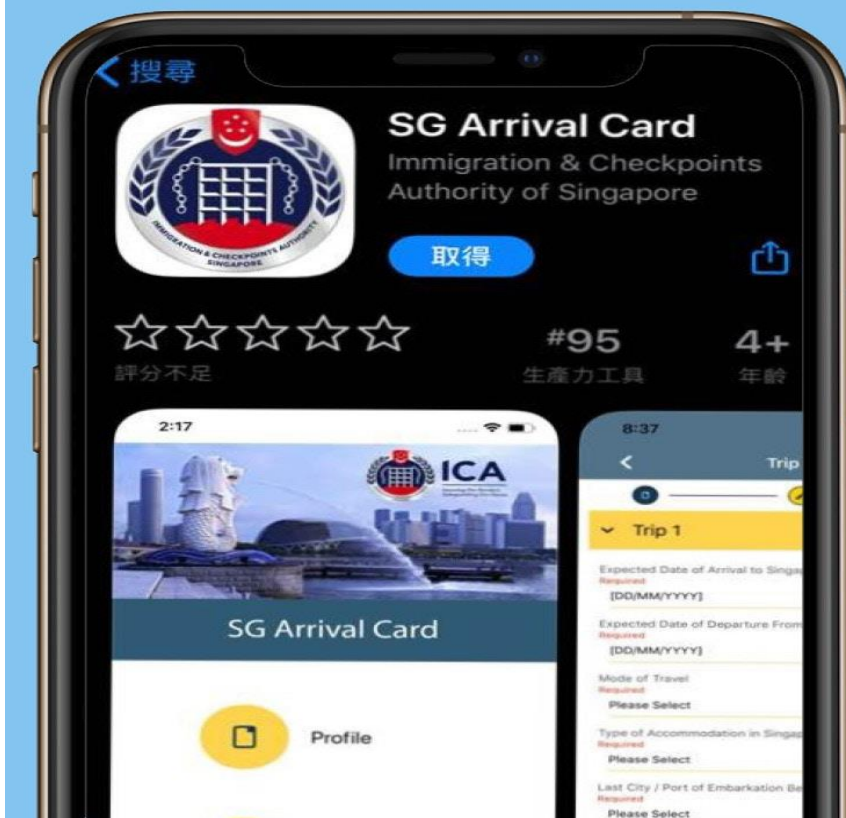
Securing Our Borders,
Safeguarding Our Home



新加坡電子入境表教學

在手機下載SG ARRIVAL CARD

手機填寫新加坡入境表教學

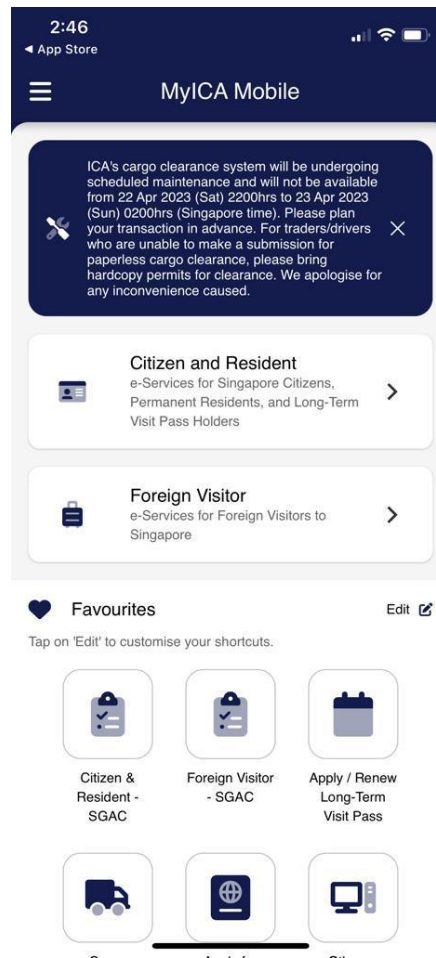


01

下載「SG Arrival Card」App



選舉 Foreign Visitor



輸入個人資料

手機填寫新加坡入境表教學



ICA
Securing Our Borders,
Safeguarding Our Home

SG Arrival Card

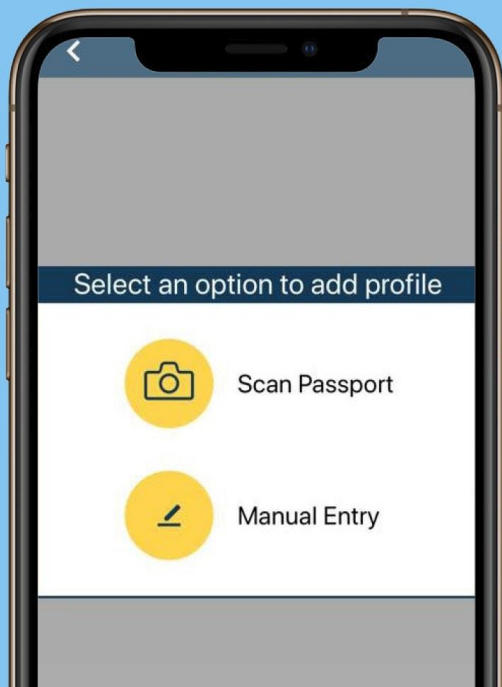
Profile

Individual Submission

02 「Profile」 輸入個人 資料

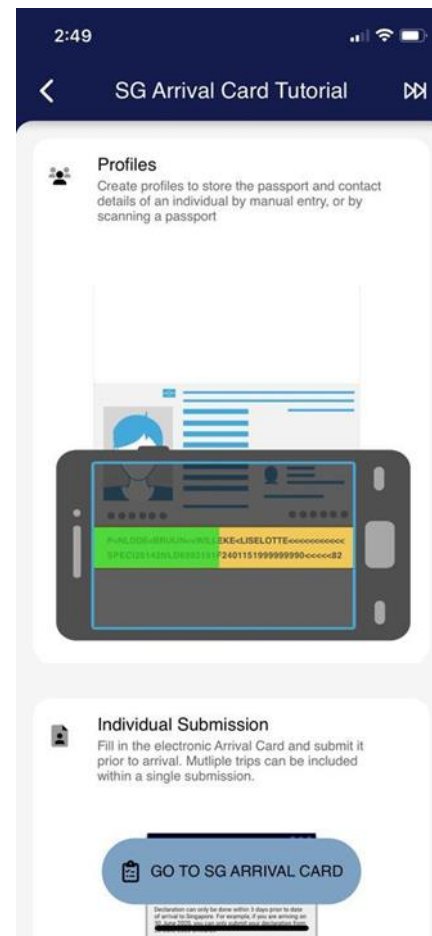
直接掃描護照

手機填寫新加坡入境表教學



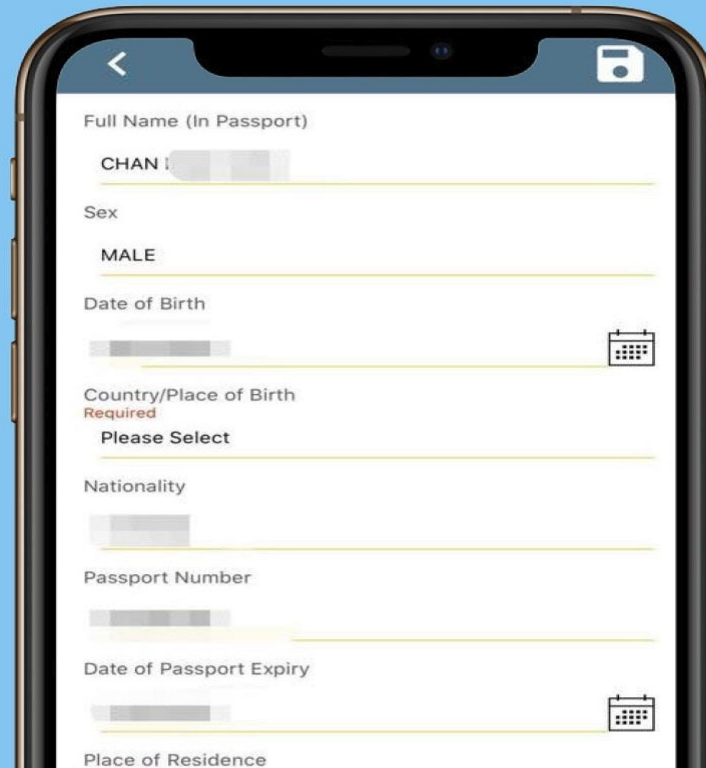
03 「Scan Passport」 直接掃描 護照

01
生活



掃描後補充部分資料

手機填寫新加坡入境表教學



Smartphone displaying a Singapore entry form with the following fields:

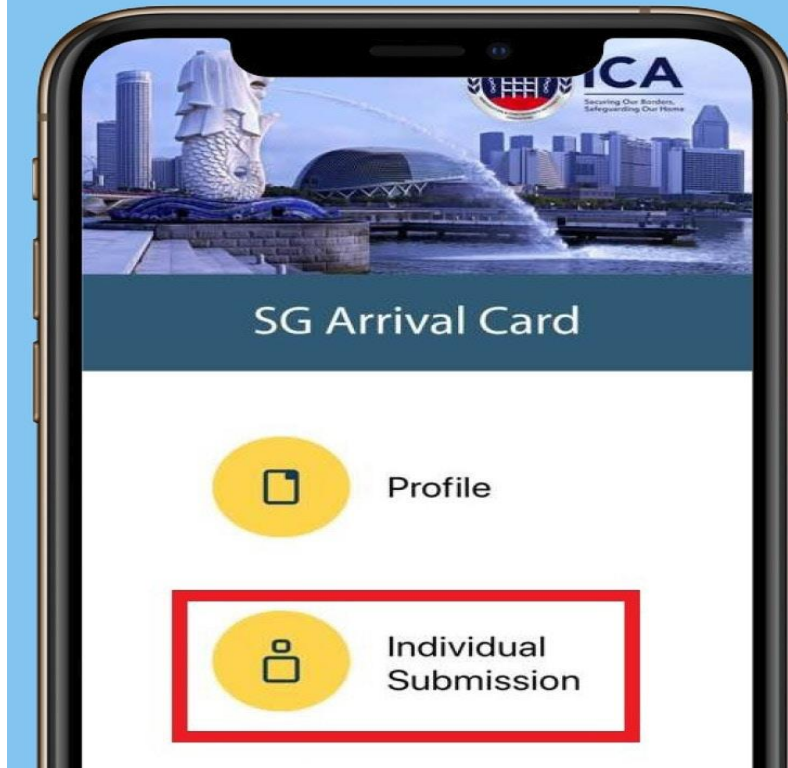
- Full Name (In Passport): CHAN [redacted]
- Sex: MALE
- Date of Birth: [redacted]
- Country/Place of Birth: Required, Please Select
- Nationality: [redacted]
- Passport Number: [redacted]
- Date of Passport Expiry: [redacted]
- Place of Residence: [redacted]

04
掃描後補充部分資料，完成「Profile」

01
生活

個人旅客(Individual Submission)

手機填寫新加坡入境表教學



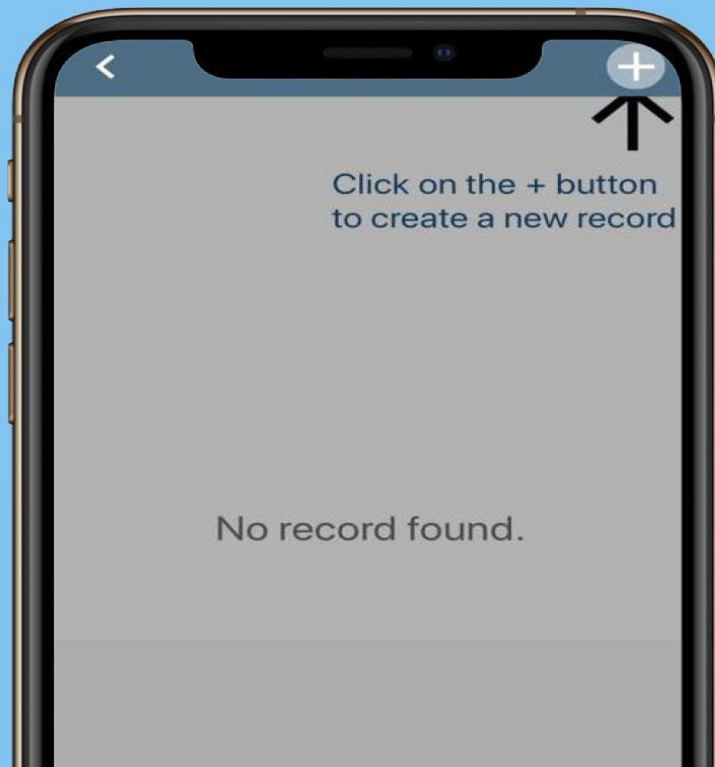
05

個人旅客 >
「Individual
Submission」
團體旅客
「Group
Submission」

01
生活

新增入境表

手機填寫新加坡入境表教學



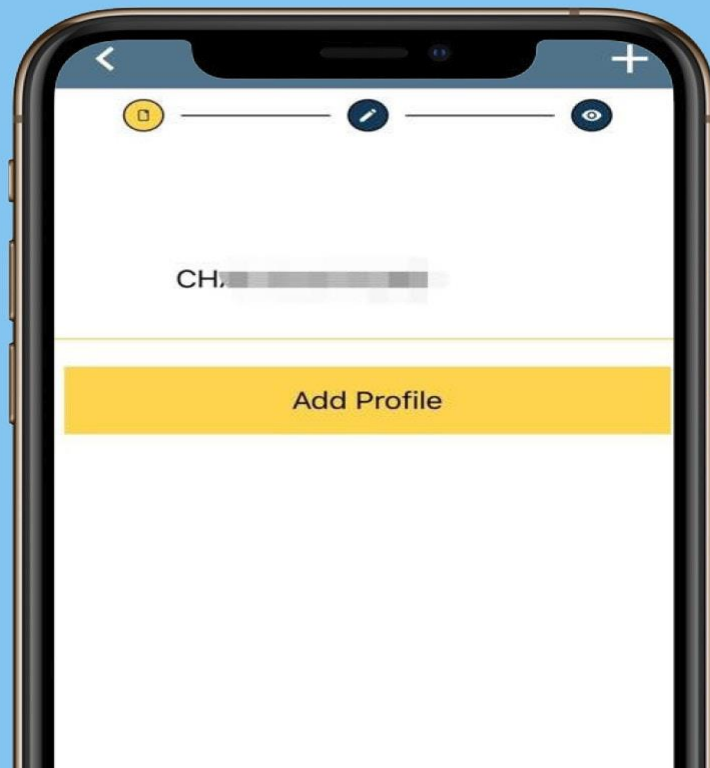
06

「+」新增 入境表

01
生活

選擇需要申請入境表

手機填寫新加坡入境表教學

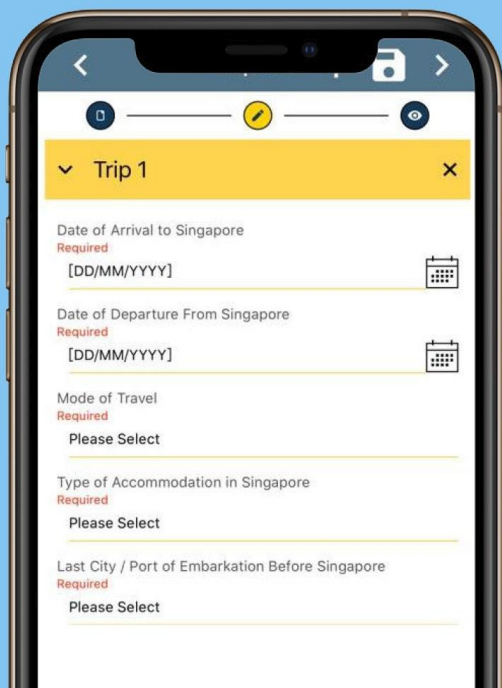


07
選擇需要申
請入境表的
旅客 Profile

輸入行程資料

30 Apr CX 691 09 May CX 716

手機填寫新加坡入境表教學



The image shows a smartphone screen displaying the Singapore entry form interface. The form is titled "Trip 1" and includes the following fields:

- Date of Arrival to Singapore (Required) [DD/MM/YYYY]
- Date of Departure From Singapore (Required) [DD/MM/YYYY]
- Mode of Travel (Required) Please Select
- Type of Accommodation in Singapore (Required) Please Select
- Last City / Port of Embarkation Before Singapore (Required) Please Select

08
輸入行程資料，和實體入境表所需資料相若

01
生活

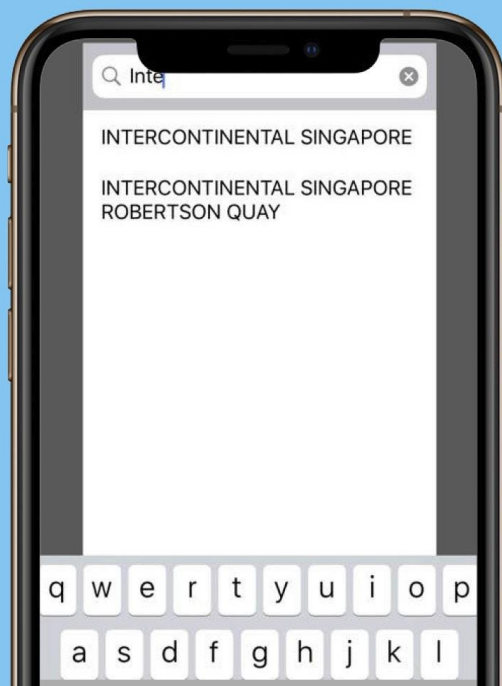


The image shows a smartphone screen displaying the Singapore entry form declaration and date selection. The screen is titled "到达和离开时间 (新加坡)" and includes the following information:

- 行程 1
- Declaration can only be done within 3 days prior to date of arrival (including the day of arrival) to Singapore.
- 入境新加坡的日期 (Required)
- 申请长期通行的原则性批准 (IPA) 信持有者在提交信息过程中若没有预计离开新加坡的日期相关信息，可提供指示性的启程日期（例如自抵达日期起 30 天内）。
- 离境新加坡的日期 (Required)

APP內可直接找到新加坡酒店

手機填寫新加坡入境表教學



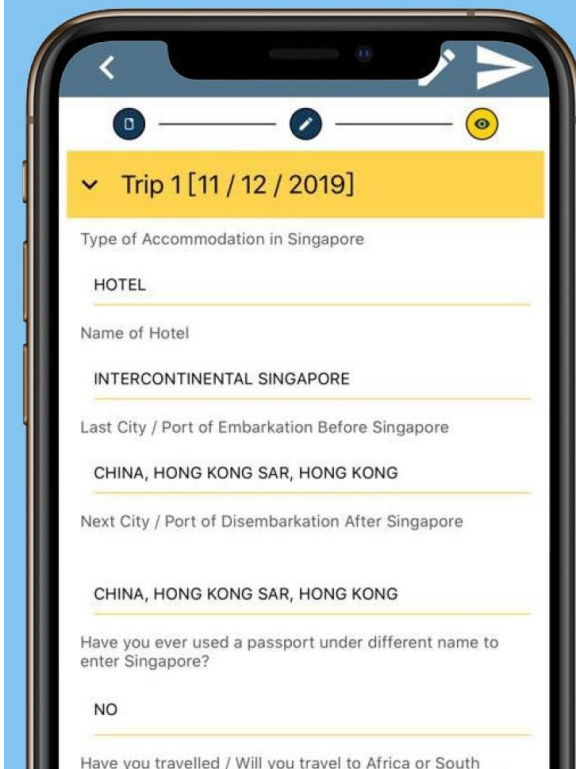
App 內可
直接找到
新加坡的
酒店

01
生活

- Metropolitan YMCA

資料完成,按Submit

手機填寫新加坡入境表教學



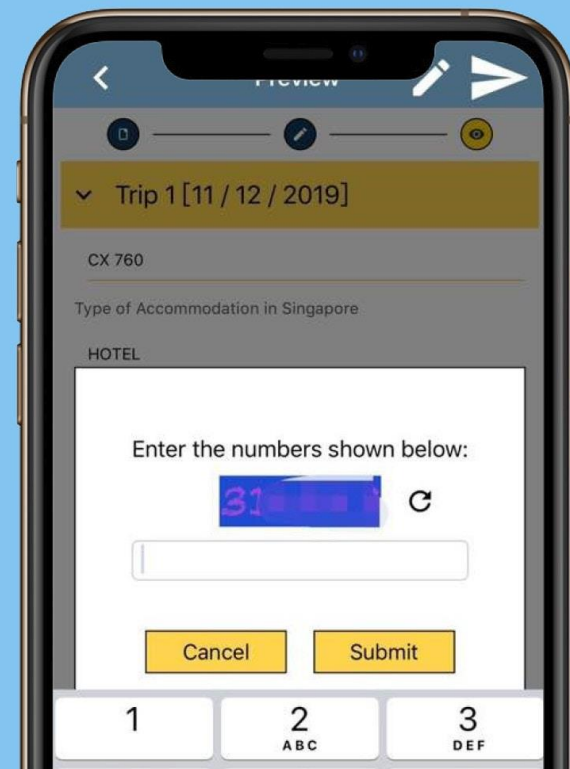
The image shows a smartphone screen displaying the Singapore entry form completion screen. The form is titled "Trip 1 [11 / 12 / 2019]" and contains the following fields:

- Type of Accommodation in Singapore: HOTEL
- Name of Hotel: INTERCONTINENTAL SINGAPORE
- Last City / Port of Embarkation Before Singapore: CHINA, HONG KONG SAR, HONG KONG
- Next City / Port of Disembarkation After Singapore: CHINA, HONG KONG SAR, HONG KONG
- Have you ever used a passport under different name to enter Singapore?: NO
- Have you travelled / Will you travel to Africa or South

09
資料輸入
完成後，按
「Submit」

輸入驗證碼

手機填寫新加坡入境表教學

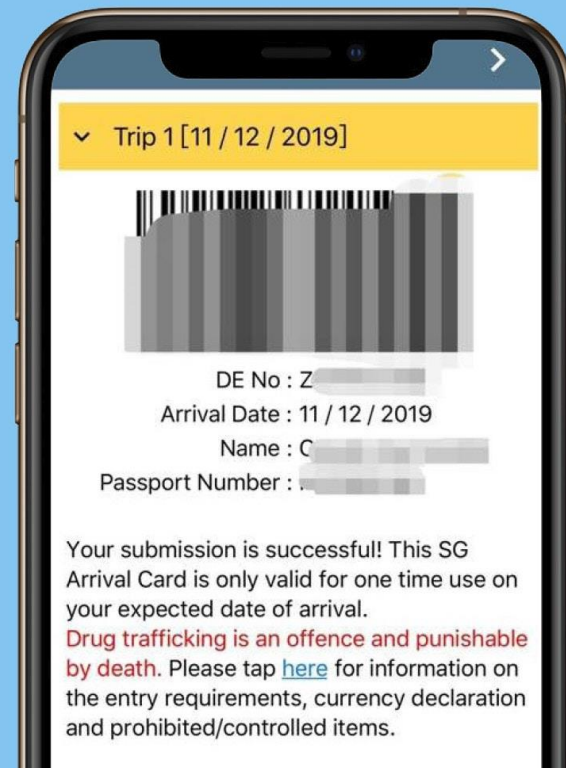


10
輸入驗證碼




完成,入境時出示

手機填寫新加坡入境表教學



11
完成！
入境時出示
「DE No」
的條碼和
護照即可



旅程愉快

P11 Singapore Exchange



AWE Program 2022-23

9th June Presentation to Parents

1. View Win Travel Limited
 - Must Knows (Flight & Meet Up)
 - Hotel, other suggestions
2. Presentation by AWE Teachers
 - Design of program
 - How parents can help

Special Features:

1. More Local

- Experience Singapore up close
- Some public transport
- Some non-tourist areas

2. Chance to make Singaporean Friends

3. Led by Mr Luke Chen (from Singapore) and Mr Rock Tsang (worked in Singapore)



Overview of P11 Singapore Exchange Itinerary

22/6 Thursday	23/6 Friday	24/6 Saturday	25/6 Sunday	26/6 Monday	27/6 Tuesday
Meet up Fly	Buddy Day! Singapore City Gallery Chinatown	Family Day! Visit Homes	Marina Barrage, STEM (I)	Universal Studios	NEWater (STEM II) Volunteer Work
Check-in (Metropolitan YMCA) Little India	Rifle Range Nature Park	East Coast Park	City Centre		To airport
Marina Bay by night Orchard Road	National University of Singapore, Ravenah Study Centre			Night Safari	Mass of Saint Josemaria

Partners in Singapore

Ravenahl Study Centre
*7 Heng Mui Keng Terrace
(near National University
of Singapore)*




Other Highlights:

- Practice English
- Enjoy the food! The Culture!
The weather!
- Little Red Dot's STEM solutions
- Values Education / Mr Chen
and Mr Tsang talking to students



MAIN SIGHTS



Landmarks / Tourist Spots:



Little India



Spectra Light Show

Landmarks / Tourist Spots:



City Gallery



Rifle Range Nature Park



Landmarks / Tourist Spots:



East Coast Park



Night Safari

Landmarks / Tourist Spots:



SG Universal Studios

Foods



Hawker Centre



All of these can only be **enjoyable** if you :

- Open yourself
- Get to know others
- Not to be addicted with your phones
(We reserve the right to confiscate the phones)
- Rest enough at night

The background features a stylized cityscape with various buildings in shades of teal and dark blue. Two white clouds are positioned in the upper left and right corners. The overall color palette is light blue, teal, and orange.

RULES:

- DO NOT LEAVE YOUR ROOM at night
- Lights out on or before 11:00
- Contact your parents every night

PACKING

Help check that your son does not bring too many unnecessary things!

NO Nintendo Switch, iPad etc!

Card games okay



Passport, extra copies
HKID
Student ID



- Sports Shoes
Small foldable umbrella

- Water Bottle
- Carry Bag

- Enough change of underwear,
clothes

- Decent clothing (Eg: in Holy Mass,
must cover knee, no sleeveless)
- Souvenir for SG Friends (<HKD100)



Money for...

Snacks: <HKD 500=SGD85

Souvenirs: HKD500=SGD85

*Change money yourself in HK

SIM Card (optional)

DURING TRIP

Handphone – if necessary, we will confiscate student's phone

Passport – Teachers will keep

HKID – Students will keep

Mr Chen's Whatsapp Contact: +852 9203 5201

But during the trip, he may / may not answer

School Phone Number: 23174339

INSURANCE – SCHOOL WILL PURCHASE FOR TEACHERS & STUDENTS

For details of insurance plan, see www.tsss.edu.hk

-> Curriculum ->Activity Week Experience ->Information of Insurance

AWE – Opportunity to Learn and Grow



Personal Objectives

What some students wrote:

“know more about Singapore”, “have fun”, “be more outgoing”, “have my first Singapore friend”, “wake up myself”

***Parents can help talk to Sons beforehand

Flight Details



HONG KONG → SINGAPORE

Thursday 22nd June 2023 (Tuen Ng Festival)

CX2717 11:30 – 15:25

Meet at airport at 9:30 AM

*** Give Mr Chen a message at 8:30 AM




SINGAPORE → HONG KONG

Tuesday 27th June 2023

CX716 18:00 – 22:10

No time difference between Hong Kong and Singapore



Questions and Answers